

PowerDeck™ Floor Platforms



PFD7 Floor Platforms

Real-Time Operator Guidance

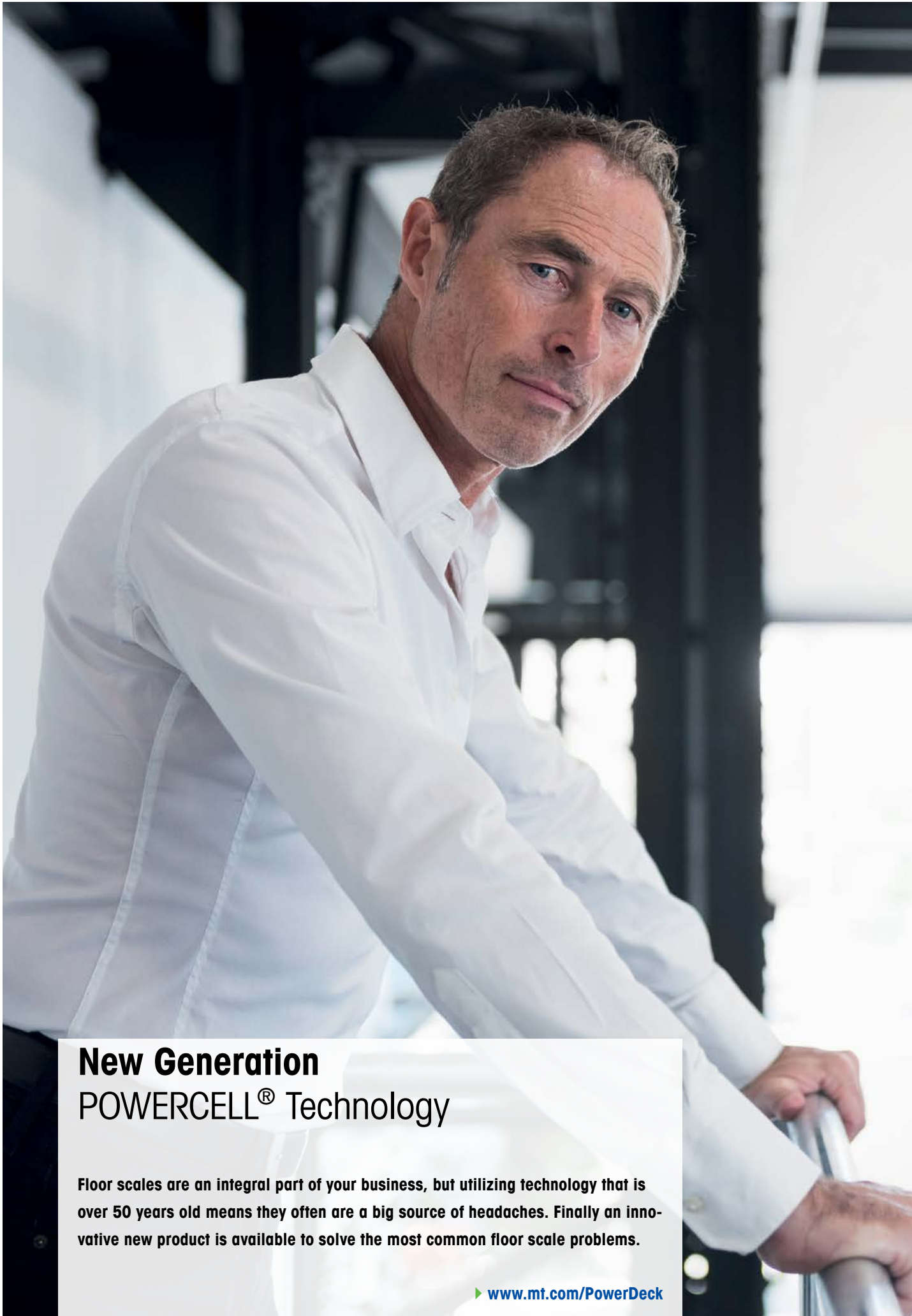
Rugged and Precise

Half the Maintenance

Visibility through Diagnostics

True Performance, Every Time
Maximize Productivity and Yields

METTLER TOLEDO



New Generation POWERCELL® Technology

Floor scales are an integral part of your business, but utilizing technology that is over 50 years old means they often are a big source of headaches. Finally an innovative new product is available to solve the most common floor scale problems.

► www.mt.com/PowerDeck

Floor scales can be a real pain for my staff...



Operations manager

"We work at a very fast pace. Measurement mistakes cause many quality issues, waste and rework. Is there a better way?"

Real-time operator guidance

Page 4 – 5



Quality manager

"In order to meet compliance, we must use multiple scale platforms depending on batch size. While this slows our production line, it is necessary until there is a scale accurate enough to weigh multiple batch sizes."

Rugged and precise

Page 6 – 7



Maintenance manager

"Our scales require frequent verification tests and adjustments to meet our production tolerances. How can we minimize this extra work and still be assured that our measurements are accurate?"

Half the maintenance

Page 8 – 9



Facility manager

"Floor scales break down often in my harsh environment, causing costly shut downs and delays in production. What can be done?"

Visibility through diagnostics

Page 10 – 11

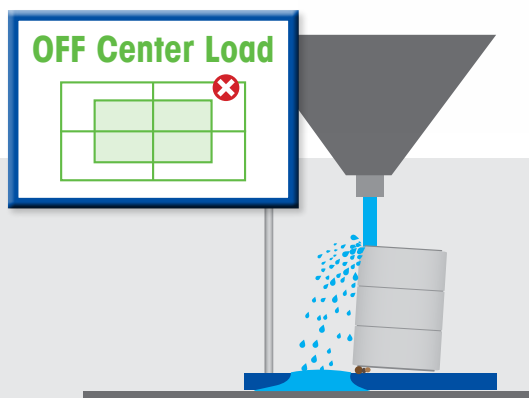
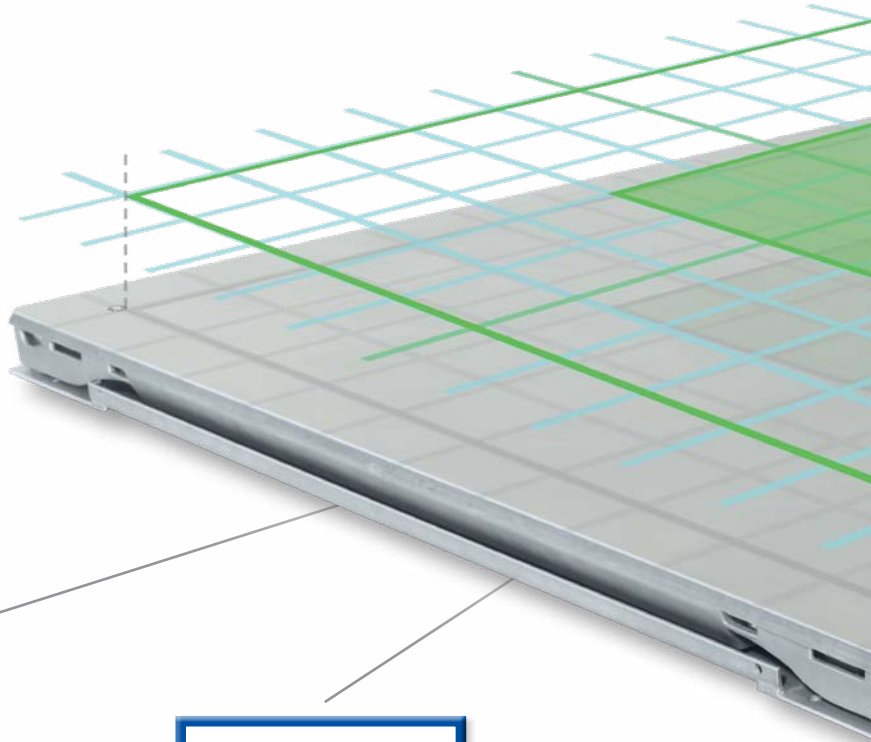
Real-Time Operator Guidance

Easy, Error-Free Operation

In tough industry applications, not only do you have the challenge to improve efficiency but also need to avoid defective products. In daily weighing activities, analog floor scales do not have the capability to warn you of possible errors. METTLER TOLEDO's new generation floor scale PowerDeck™ delivers Real-Time Operator Guidance to help you operate floor scales efficiently and without errors.

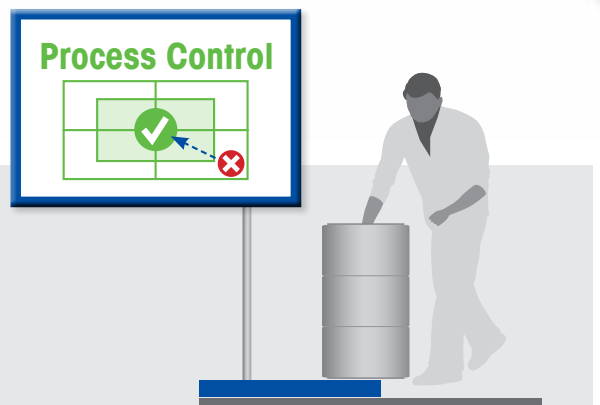
Center placement feature

Operators are guided to correct load placement for accurate and clean weighing every time.



Eliminate spills

Avoid off-center placement of the drum to eliminate spills in high-turnover production.

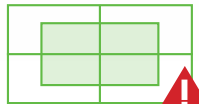


Process error

Quick verification of properly placed goods eliminates weighing errors. It alerts the user of off-scale conditions.



Error Load Cell #3



Immediate error notifications

Real-time errors for load cell or cable issues. Eliminate bad batches and final product quality issues.

286.00 kg



Increase precision

PowerDeck™ recommends the optimal position of goods for ideal repeatability and higher process speed.



Rugged and Precise Maximize Your Yield

The new PowerDeck™ PFD7 ___ floor scale family combines advanced POWERCELL® technology, a redesigned fully sealed platform and smart applications to boost your productivity. Run your process at peak performance with PowerDeck™ for consistent and high-quality products, resulting in higher profits.



Multiple batch sizes – one scale

With new accuracy classes (6,000e/10,000e) self-monitoring smart load cells continually monitor and compensate for measurement deviations and ensure accuracy. Weigh with tighter tolerances to reduce product waste and improve profitability.



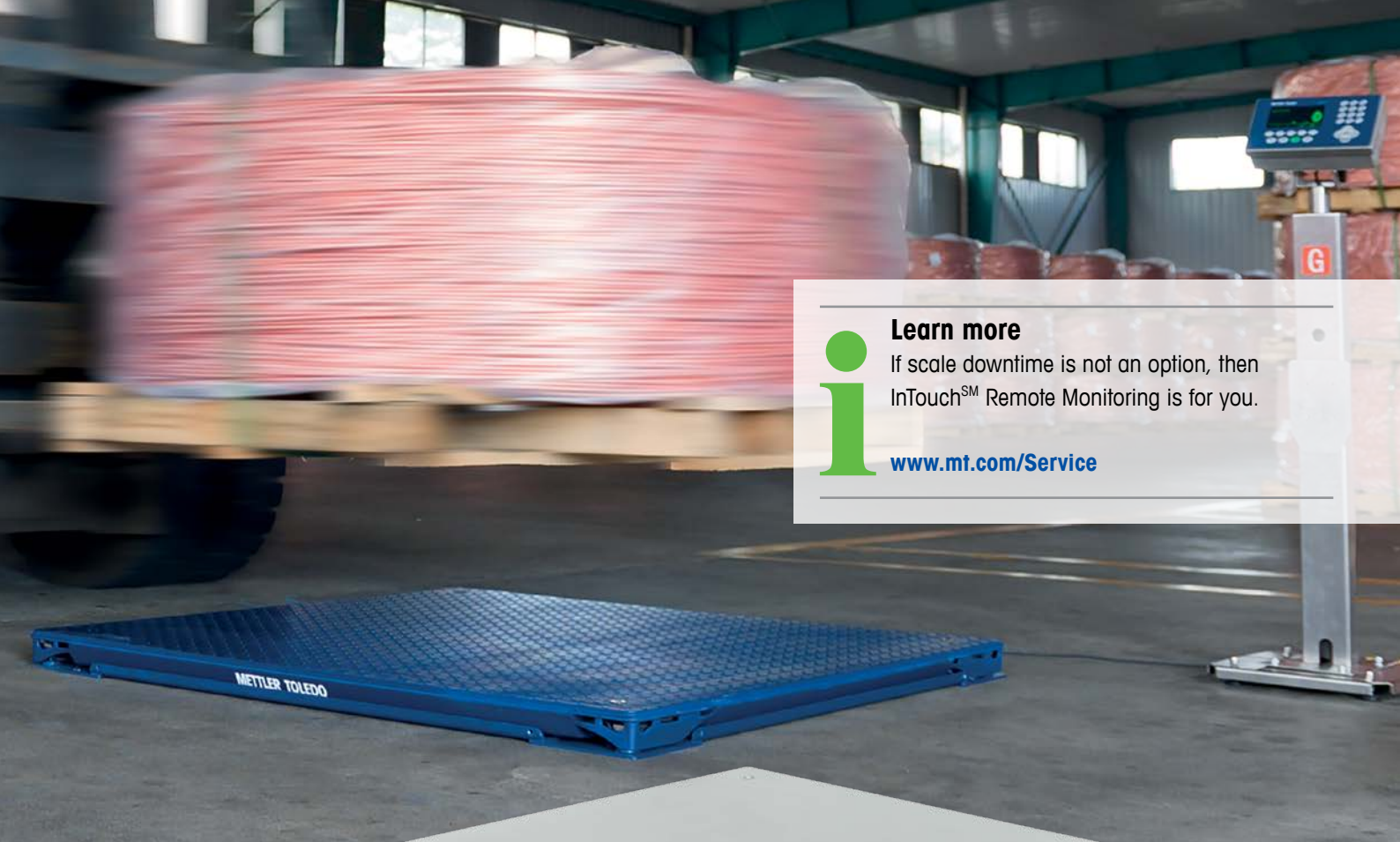
Peak performance – always

Repeated shock and overloading negatively affects your scale's accuracy. However, PowerDeck's monitoring capabilities, real-time alerts and operator guidance ensure accurate results with very few adjustments, resulting in measurements that meet production tolerances much longer between service intervals.



Proactive alerts eliminate errors

PowerDeck™ instantly alerts operators about many conditions that will degrade scale performance. Additional alerts, including shock loading, and repeated single corner interference from forklifts are saved for management review. So together you can improve your weighing process.



Learn more

If scale downtime is not an option, then InTouchSM Remote Monitoring is for you.

www.mt.com/Service



Real-time monitoring

Smart load cells proactively monitor scale condition and alert users to potential errors. This allows corrections to be made before they become critical issues and cause for scale downtime. Users can be confident their key measurements are in tolerance without disruption.



Unique suspension

A floor scales suspension is as important as its load cell system. Only the PowerDeckTM Engine includes self-aligning rocker pins, a self-checking bumper system, and integrated load cell overload protection. This insures the precise vertical alignment needed to meet critical process tolerances.

Global approvals

One of the only floor scales that is approved by most metrology agencies around the world.





Half the Maintenance Reduce Costs

With features not previously available in analog floor scales, the POWERCELL® digital load-cell system offers many benefits to your operations maintenance efforts. By reducing the time and money spent on repairing your floor scale, you are free to focus on optimizing your daily processes. These maintenance benefits are driven by a series of technology breakthroughs featured in PowerDeck™.

► www.mt.com/PowerDeck

Relieving Your Most Common Pain Points

Holds calibration twice as long



Analog load cells are extremely susceptible to errors caused by electro-magnetic interference, typically caused by other wireless devices. Smart electronics within the digital load cell improve accuracy by automatically adjusting to environmental conditions and eliminating any possible interference.

Stops moisture related breakdowns



The POWERCELL® digital load cell network has eliminated the No. 1 cause of floor scale breakdowns by removing the junction box. With a hermetic seal at the connectors, the entire structure is designed to eliminate traps where water, dirt and bacteria collect.

Performance status in real-time



Proactive alerts keep users aware of scale use and provide information regarding potential problems before they become critical. Audit trails track shock loading, overloading and extreme temperature deviations for each load cell and the complete system. This allows the user to analyze patterns and make improvements.

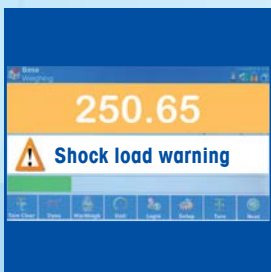
Technology Driving the Improvements

Superior accuracy



The microcontroller in each load cell corrects and compensates the measurement errors caused by temperature, creep, non-linearity, hysteresis and more. This active compensation allows for better accuracy and tighter tolerances.

Predictive maintenance



The POWERCELL system monitors each load cell for events, such as overload, shock load and zero drift. That allows visibility into the health of the system, prompting action before the system shuts down or measures incorrectly.

Proven industrial network



Encrypted communications throughout the system ensure the highest level of security. The CAN Open Network also eliminates all the weaknesses commonly found in an analog network. It facilitates quick component changes due to its plug and play connectivity.

Visibility through Diagnostics

Stop the Break-Fix Cycle

What if you could proactively correct an issue before the scale stops working properly? With an analog floor scale, the diagnosing process starts only after transporting heavy weights to the scale and applying loads to various locations on the platform. PowerDeck™ monitors data from all four corners of the scale and assists you in finding and correcting most issues simply and quickly.



Shock-load detection


Detect the occurrence and frequency of shock load and corner overloads. Alerts are saved for review to help prevent damage or inaccurate readings.

Debris detection

PowerDeck™ can detect debris under the scale deck or mechanical binding, guiding you to the problem. This feature ensures you avoid the most common cause of inaccurate results.

Temperature tracking

Actively monitoring the working temperature and providing visual alarms ensures operators are aware of scale conditions, allowing them to make adjustments for best performance.



Calibration

Scale calibration is at the core of accurate weighing results. Each calibration certificate declares the scale's minimum weight and measurement uncertainty.



Routine operation

GWP® Verification provides clear guidance for performance verification of your scale to save you time and money.



Learn more

Ensure excellent performance, maximum uptime and full compliance with industry standards.

www.mt.com/GWP



Comprehensive Product Portfolio

Globally Compliant

The new PowerDeck™ PFD7__ floor-scale family combines advanced POWERCELL® technology, a redesigned fully sealed platform and smart applications to boost your productivity.



PowerDeck™ floor scale general specification

Model		PFD774	PFD779
Platform Material	Mild steel powder coated, blue	●	
	Stainless steel AISI304L		●
	Stainless steel AISI316L ²		● ¹
Top Deck Plate	Smooth	●	●
	Pattern	● ¹	● ¹
Sizes ²		From 0.8 x 0.8 m to 2.0 x 2.5 m From 30 x 30 to 96 x 96 in	
Capacities ²		From 300 kg to 12,000 kg From 500 lb to 20,000 lb	
Compliance	Metrology	OIML Class III, NTEP Class III, CMC Class III, MC pending	
	Safety	FM, UL	
	EMC	10 V/m	
Temperature Range	Compensated	-10°C – +40°C	
	Operating	-20°C – +65°C	
Home Run Cable/Length		Polyurethane / 3 m, 10 m, 20 m	
Load Cell		SLB615D, E-polish, IP68/IP69K	
Terminal		IND246POWERCELL(246H5), IND570POWERCELL(T57000H5), IND780PDX	
Ingress Protection		IP68 / IP69K	
Scale Interfaces		POWERCELL® CanOpen Network	

¹ Specify when ordering

² Some options are not globally available, please refer to the local data sheet

www.mt.com

For more information

METTLER TOLEDO Group

Industrial Division

Local contact: www.mt.com/contacts



Subject to technical changes

© 01/2018 METTLER TOLEDO. All rights reserved

Document No. 30399386

MarCom Industrial